














































## GDP per capita greater than \$20,000

			Score
01	Switzerland		100.00
02	Singapore		99.44
03	Hong Kong SAR		99.22
04	Denmark		97.51
05	UAE		96.09
06	Taiwan (Chinese Taipei)		93.71
07	Ireland		91.31
08	Sweden		90.20
09	Qatar		89.93
10	Netherlands		89.75
11	Canada		88.73
12	Norway		86.17
13	USA		84.27
14	Finland		83.83
15	Iceland		83.49
16	Saudi Arabia		82.09
17	Australia		78.36
18	Germany		78.24
19	Luxembourg		78.17
20	Lithuania		77.68
21	Bahrain		76.56
22	Belgium		74.57
23	Czech Republic		73.66
24	Austria		73.55
25	Korea Rep.		73.39
26	Oman		72.86
27	United Kingdom		71.95
28	New Zealand		70.23
29	France		69.93
30	Estonia		69.65
31	Japan		68.74
32	Kuwait		68.69
33	Portugal		67.84
34	Latvia		67.03
35	Spain		65.80
36	Italy		62.50
37	Cyprus		61.80
38	Puerto Rico		61.03
39	Slovenia		59.14
40	Hungary		56.71
41	Romania		56.64
42	Greece		55.33
43	Poland		53.91
44	Croatia		51.19
45	Slovak Republic		42.79